




# Orca 5000 Conventional Menu Operation

## PART A



LP

 **SP OR LP JUMPS BACK ONE MENU LAYER.**  
 E.G. IF IN PROGRAM GROUP (LAYER THREE) ONE PRESS OF THIS KEY WILL CAUSE THE RADIO TO SWITCH TO ADVANCED SETTINGS (LAYER TWO).

 **USE LEFT AND RIGHT SCROLL ARROWS TO MOVE BACKWARDS AND FORWARDS WITHIN A MENU LAYER.**


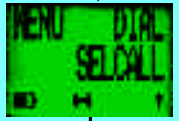


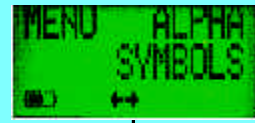
**LP = LONG PRESS**

LAYER ONE

LAYER TWO

LAYER THREE

LAYER FOUR






USE  TO SCROLL THROUGH CHANNEL LIST

USE KEYPAD TO DIAL SELCALL TONES

USE  TO SCROLL THROUGH STATUS LIST

USE KEYPAD TO DIAL DTMF TONES

USE  TO SCROLL THROUGH ALPHA PRESETS THEN PRESS  TO SELECT THE ONE REQUIRED



USE KEYPAD TO ENTER 8 CHARACTER ID OF RECEIVING RADIO THEN PRESS 

USE KEYPAD TO ENTER A SHORT DATA MESSAGE OF UP TO 32 CHARACTERS